

My Visit To



Bay Area Discovery Museum



Bay Area
Discovery
Museum



Hello!

We are excited you will be visiting the **BAY AREA DISCOVERY MUSEUM** soon.

If you have been to the museum before, this visit will look and feel different. We are making lots of changes to help keep everyone safe and comfortable while they play at BADM.

This story can be read with children before and during your visit, especially for those with special needs or anyone who would like to know more about what to expect at the museum.

For the most up to date information on what will be open at BADM when you arrive, visit our website at **BADM.org** or call our Front Desk staff at **415-339-3900**.

Maps are also available on our website and at the Front Desk when you arrive.

I am going to the **BAY AREA**
DISCOVERY MUSEUM!

My family and I will **EXPLORE**
the museum, **TRY** new things,
and have **FUN**.



COVID-19 Self-Screening

Before entering BADM please confirm that you and all guests in your group have not experienced the following symptoms in the past 3 days:

- Fever of 100.4 or higher
- Cough
- Sore throat
- Shortness of breath
- Congestion
- Muscle or body aches
- Diarrhea

If you, or any one in your group has experienced these **symptoms** in the past **3 days**, you may not enter the museum. We are happy to reschedule your tickets.

Reschedule tickets via email contact@badm.org or phone at **415-339-3900**.




Before I visit the museum, I need to make sure I feel healthy. My family will help check to make sure I do not have a fever, cough, or sore throat.

Right now, some people are sick with a virus called COVID-19. This virus is very small. It is so small that I can't see it and scientists use a microscope to look at it. COVID-19 gets from person to person through tiny drops in the air that come from our noses and mouths.

There are **3 big ways** I can help everyone to stay safe:

1. I can wear a face covering when I go outside.

I can help everyone to stay safe by wearing a face covering when I go outside. This means my family and I will need to wear a face covering when we visit the museum. I can practice wearing a face covering at home. The face covering will go over my nose and mouth and will help protect my face from germs. It might go around my head or around my ears. The covering might feel different on my face. I might feel my warm breath on my face. The mask might feel strange around my head or ears, but this helps keep the mask in the right place. I can help each person in my family who is 2 or older remember to bring their face coverings to wear while we visit BADM, too!





2. I can wash my hands often, using soap and scrubbing for 20 seconds each time.


While I wash my hands, I can sing “Happy Birthday” twice to help me keep track of time. I will be sure to scrub the tops and palms of my hands and get under my fingernails, too. Washing my hands is best, but using hand sanitizer is good, too. This helps keep the virus away!

Normally I wash my hands in the bathroom, but there will be lots of extra places for me to wash my hands or get hand sanitizer while I am at the museum.

3. I can stay at least 6 feet apart from everyone that is not in my group.

We should stay 6 feet away from other people, even if they have masks on. Six feet is about the same length as my couch or width of my family's car. Keeping a safe distance away helps stop the spread of germs. If I see a friend nearby, I can wave at them and tell them how much I miss being close to them. I can keep track of all of the hugs I have missed and make sure to give them when it is safe.

When I visit the museum, other people will be wearing masks, too. I do not need to feel afraid of them. Even though I cannot see part of their face, they are just like me!





When I get to the museum, I may have to wait in line to get to the outdoor **FRONT DESK**. There will be stickers on the floor to help keep space between my family and other families. While we are waiting, there are lots of things we can do. We can sing our favorite songs, make up a new dance, play “I Spy,” or tell a story. My grownups can also use this time to buy tickets online so we are ready to go when we get to the front desk.

When it is my family’s turn, a staff person will greet us. They will be wearing face coverings, clear face shields, and gloves. They will double-check that everyone in my family is healthy by asking us a few questions.

If I need to take a break from wearing my mask or my grownup needs to get something from the car, we can ask any staff person for a return sticker so we don’t have to wait in line to come back in.



Map



Bay Area
Discovery
Museum



Restrooms
Water Bottle
Filling Station
Hand washing
Station
Hand sanitizer is
available throughout
the campus.
All buildings are
closed. However,
bathrooms are
accessible where
noted on the map.

Welcome Back!



Bay Area
Discovery
Museum

- 1. Member & Visitor Services**
Entry/Exit
- 2. Find Buddy the Butterfly**
Follow clues to find Buddy the Mission Blue Butterfly who is hiding across the BADM campus.
- 3. Spray Bottle Painting**
Create a unique spray bottle painting on a giant canvas.
- 4. Big Instrument Walk**
Grab a mallet and experiment with playing drums, xylophones, and more.
- 5. Paint Our Village**
Paint kid-sized houses in BADM's mini village.
- 6. Obstacle Course**
Balance, hop, run and crawl in this series of physical challenges.
- 7. Building Challenge**
Check out a kit and see what you can create!
- 8. Lookout Cove Kit Checkout & Return**
Pick up everything you need to explore Lookout Cove and return items around the corner.
- 9. Mud Kitchen**
Use kitchen tools and an old school stove to whip up mud pies, mud cakes, and more!

I can ask the staff at the Front Desk for a map to help me **PLAN MY TIME** in the museum. The map will help me decide where to go.

The map will also show me things I can do with my family. In different parts of the museum, there are different activities for us to try. These activities might encourage me to **THINK** outside the box, **CREATE** a masterpiece, or **BUILD** something new.



The museum staff wear **BLUE APRONS** and a name badge with their photo on it. Museum staff are adults I can **TRUST** and learn from. They love to **HELP!** They use walkie-talkie radios to talk to other museum staff or to find my grownup if I am lost.



I may notice some **CONSTRUCTION** vehicles, fences, and the noises of building while I am here. These are people hard at work making new places to play at the museum.



I will need to stay with my family while we **EXPLORE** the museum.

My family and I will **WORK TOGETHER** to decide where to go. There is a lot to do here, so I may not get to see and do everything each time we visit.

Right now, the museum has lots of **OUTDOOR** spaces to discover – let's investigate!



There is a long road in the middle of the museum called **SATTERLEE WAY**.

I will walk down it to get to the activities and exhibits. Along the way, I might want to play an instrument, stop and 'Paint Our Village' or try Spray Bottle Painting.




On Satterlee Way and around the museum, I will find “Clean Bins” and “Used Bins” for materials, so I will know exactly where to collect and return items. The used items will get cleaned before someone else can use them.

At the fork in the road, there is a large whiteboard with the list of activities my family can do. With my grownup, I can look at the list to decide if I would like to add any into my plan for the day.



We may choose to explore **LOOKOUT COVE**. This is the large, 2.5-acre **OUTDOOR** area at BADM with lots of places to play and explore. If we want to use toys in Lookout Cove, we visit the **PLAYHOUSE** to check-out a Lookout Cove kit. My kit will have a **SHOVEL**, a **SEA CREATURE**, and a **TRUCK**. When I am finished playing in Lookout Cove, I can return my kit to the Playhouse to be cleaned for the next group.



FAITH is a life-sized fishing **BOAT**. Here I can pretend to catch fish in nets, or imagine a life on the sea in the captain's quarters. Lots of people like to play on boats, so I may need to wait in line to play on Faith. What are some games I could play while I wait with my family?



If I am feeling brave, I can climb up the rope ladders to get to the **CROW'S NEST**. Here, I can look out across the museum and wave to my family down below. I wonder what else I can see from here!

In the **TIDE POOLS** and sea caves, water may splash on me. At the **GRAVEL PIT**, I can move the gravel around with the shovel or truck from my kit.

With my family, I can hike along the winding **TRAILS** for views of the Golden Gate Bridge and the Bay.



Just up the hill from Faith in Patterson Grove, I can play in a **MUD KITCHEN!** Here, I can find tools to pretend to bake and cook up a new kitchen creation. There will be lots of space in between the pieces of the kitchen to help me stay a safe distance from other children playing here.



If the museum gets too loud, I can also use Lookout Cove to find a quiet space to take a break.

At **LUCY'S LOOKOUT**, I can use a telescope to see faraway things up close.

During my visit, some spaces may need to close for a little while for cleaning. I will see staff wearing special protection gear cleaning different places in the museum to help keep me, my family, and other visitors safe.



If I want to come back to the museum later in the day, I can get a **STICKER** at the Front Desk. My grownup will press lightly to put the sticker somewhere on my clothes. If I do not want a sticker, my grownup can get one instead!



Re-entry



Bay Area
Discovery
Museum



At the end of my visit, I will leave the museum and wave **GOODBYE**.

I had a great day learning and trying new things at the **BAY AREA DISCOVERY MUSEUM!**

The End.

Our mission is to transform research
into early learning experiences that
inspire creative problem solving.



Bay Area
Discovery
Museum